



Engagement Rate

2.86%




Total Followers

92.2 K



Jobs Booked

1



theright.fit rating

★★★★★

Engagement

Avg Engagement Per Post



Likes


2617



Comments

41


Engagement Rate



Good

2.86% like or comment the post, similar accounts receive 1.145948% engagements


Comments Authenticity



Good

Most of 732 recent comments looks authentic.

Likes-Comment Ratio



Good

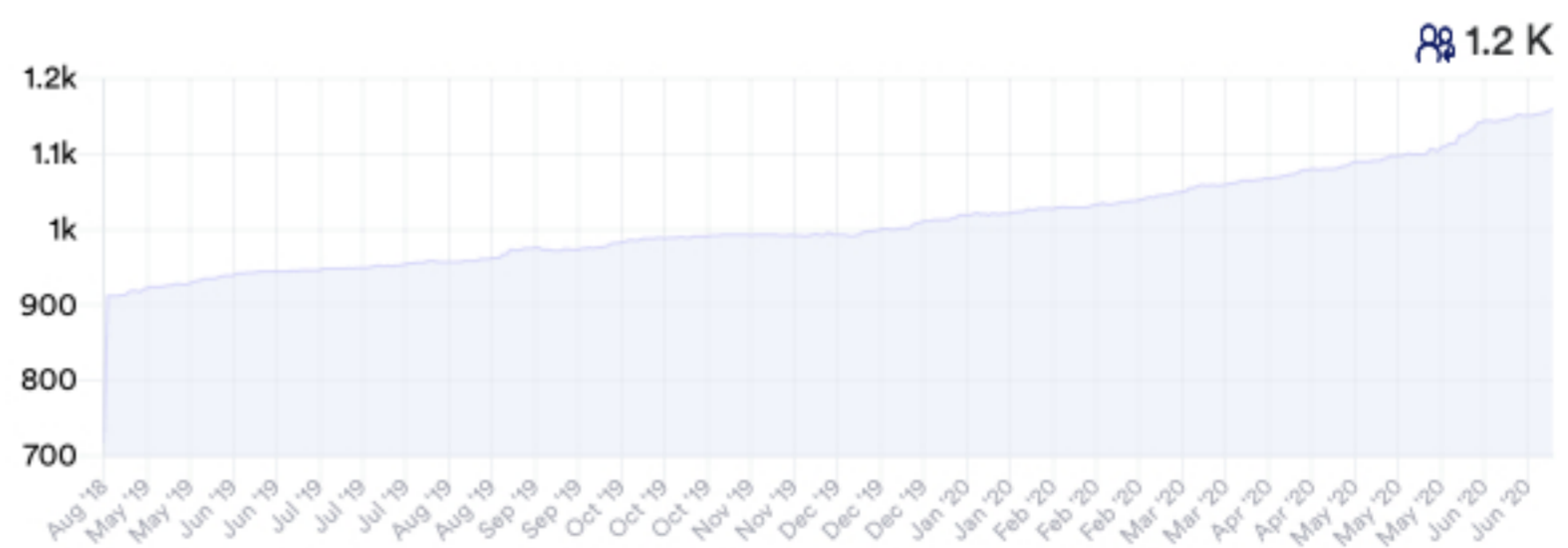
receives 1.6 comments per 100 likes, similar accounts receive 3 comments per 100 likes.

Audience


Follower Trend



Following Trend



Audience Growth



Abnormal growth more than 12 months ago

Abnormal growth detected on followers graph more than 12 months ago, audience might be inauthentic.

Audience Quality Score

75 of 100

Good

Quality of active audience could be improved; Very good likes activity; Very good comments activity; Anomalies in followers chart were detected

Audience Reachability

83.8%

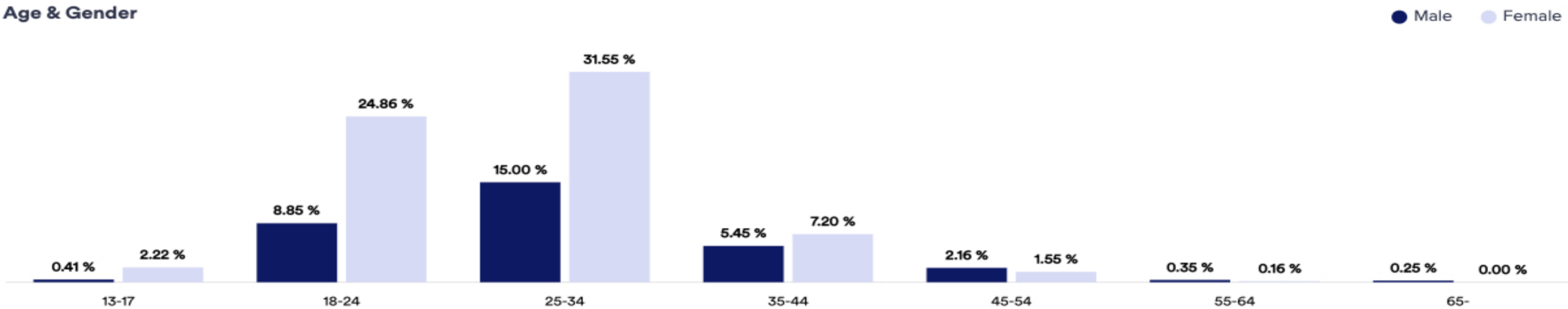
Good
83.8% of audience have less than 1,500 followings, similar account have 79.785864% in average.

Audience Authenticity

64.6%

Average
64.6% of audience look authentic, similar accounts have 60.532657% of authentic audience on average

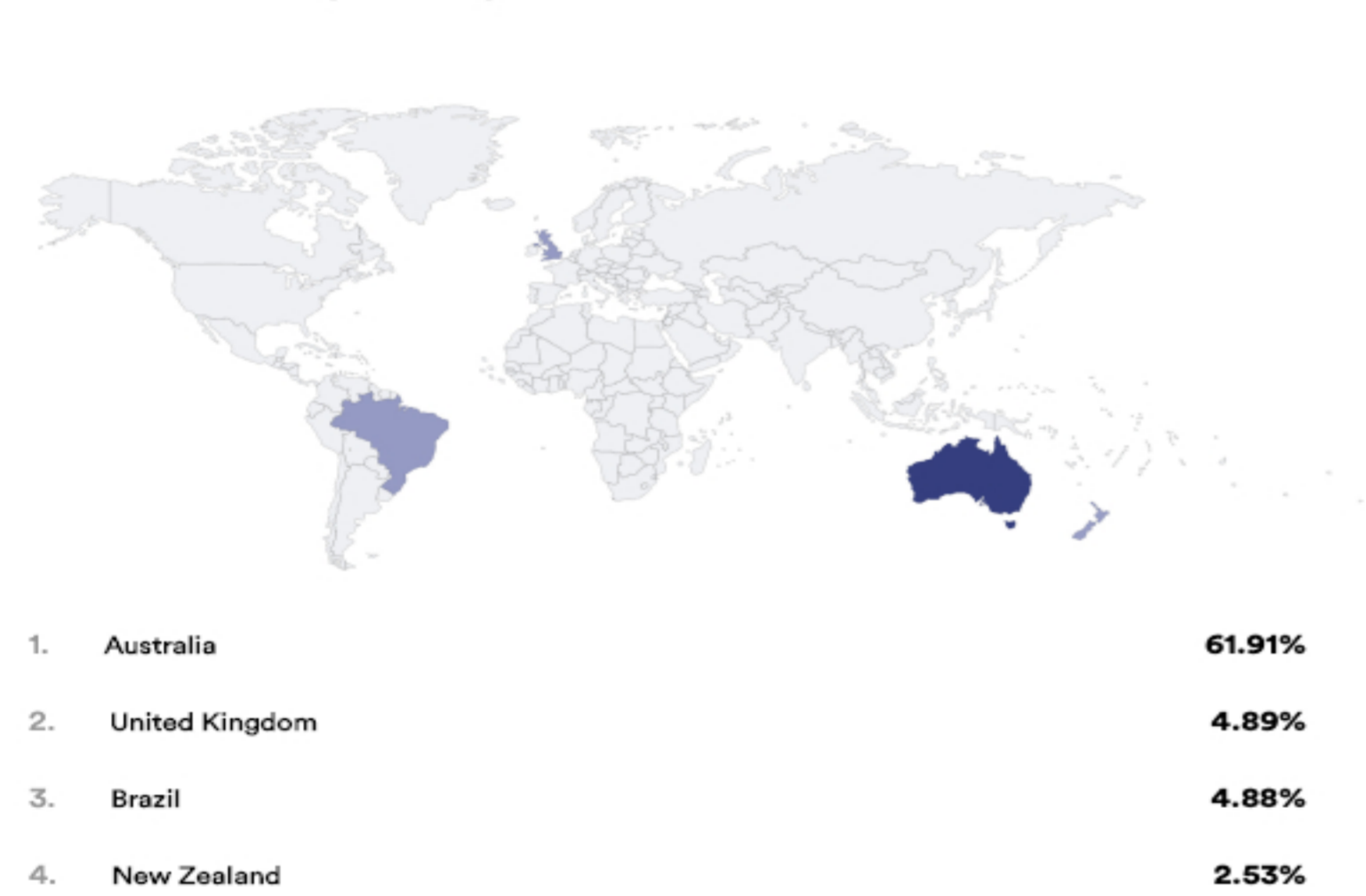
Age & Gender



Active Audience Type



Active Audience by Country



Active Audience by City

1.	Sydney	19.8%
2.	Melbourne	12.61%
3.	Brisbane	10.17%
4.	Perth	8.29%
5.	Adelaide	5.34%

Post Activity

Post Frequency

Below Average
4.12 post/week

Brand Mentions

8 Categories
Categories: Clothes, Shoes, Handbags & Accessories,Beauty & Fashion,Restaurants, Food & Grocery,Home & Garden,Movies and TV,Sports,Fitness & Yoga,Travel & Tourism

Brand Mentions

17 Brands

@zuluandzephyr @spell @analuisany @chiswickwoollahra @husskieonline @redcrossau @studiopfeiffer

@wireswildliferescue @perkiiprobiotics @kirstinash @larocheposayaunz @sheikeandco @glasshousefrances @hellofreshau

@ultimateears @overtime @lackofcoloraus